



★
3WISHES.COM
LINGERIE, SEXY COSTUMES AND MORE

2015 PARADE ENTRANT MANUAL

OCTOBER 31, 2015, 7pm

KEY WEST



Only the Creepy-Creative need apply...

Warning: The Fantasy Fest Parade Route is a wild and raucous path filled with out of this world oddities, ready to get on their broomsticks to take off and let their inner freak shine... It is best to adhere to the local customs & follow the rules that the Parade Coordinator has included in this packet.

After the parade's 20 or so blocks, travelers may feel as though as through they've just carried the fat lady, swallowed swords, and braided the bearded lady. It's exhilarating and exhausting!

Overview

The parade begins with several hours in the line-up area, before the moment of truth when the fantasy is unleashed onto Key West streets.

The first third of the route is just a warm-up act for when you turn the corner onto Duval. Seeing the route to the Atlantic Ocean filled with thousands of spectators who are waiting to see YOU is a distinct and memorable thrill.

Encountering the swarm of photographers at the Media Center is an energy boost, but don't let the paparazzi delay you. Delays disrupt the flow of the parade and are not fair to the spectators downstream.

HELPFUL TIP

The MANDATORY MEETING, 5:00 p.m. Tuesday, October 27, is for questions, answers, and general information. You'll receive your parade line-up number and arrival times, monitor t-shirts, and late-breaking news!



POINTERS

You can easily lose your place in the parade. Designate a pathfinder whose job it is to alert your group when the Media Center and the Judges Stand are near so you can prepare to SMILE and WOW them!

Remember this is an entertainment parade and YOU are the entertainment. Walking and drinking a beer is not entertaining.

The parade is a (relatively) benign dictatorship ruled by the Parade Coordinator, Parade Ambassadors, and local enforcement personnel.

Cooperation is the best response for a favorable outcome for everyone.

MANDATORY MEETING: 5 P.M. TUESDAY OCTOBER 27, PIER HOUSE, GRAND CAYMAN ROOM

The Day of the Parade

Getting There: Duval Street is closed for the Promenade so approach the line-up area via United Street. Turn right on Whitehead Street, then left on Southard into Truman Annex.

In the afternoon, Whitehead Street will be blocked at Southard and latecomers will have to turn left on Angela, right on Thomas and then left on Southard. Angela is a narrow street, crowded with parked cars and overhanging trees -- just another reason for coming early.



Beads: The currency of the parade route is beads, which have a negotiated value. If your group tosses beads, please throw them OFF the parade route. Do not tempt people into the street.

Did you know?

- The parade route spans the island from the Gulf of Mexico to the Atlantic Ocean.
- Fantasy Fest started in 1979 and only once has weather interfered; Hurricane Wilma flooded Key West with sea water during the weekend of 2005's scheduled parade.
- Fantasy Fest typically attracts 70,000 spectators. Nearly 5,000 people participate in the parade.



DRESS FOR SUCCESS!

Although the atmosphere is relaxed, nudity is not allowed. This is a costume and entertainment parade, so costumes are required! See the attached Key West City Nudity ordinance for the

MANDATORY MEETING: 5 P.M. TUESDAY OCTOBER 27, PIER HOUSE, GRAND CAYMAN ROOM

MANDATORY MEETING: 5 P.M. TUESDAY, OCTOBER 27, PIER HOUSE, GRAND CAYMAN ROOM

At this meeting, you will get your parade number, arrival time, monitor t-shirts and late-breaking news. This is also where you can ask questions of the Parade Coordinator, Police Department, and Fire & Safety officers.

Before You Leave Home

BYO TP and hand cleaning gel.

✓ Ensure that your driver has a valid driver's license on him/her.

✓ Have a second set of keys for the vehicle -- just in case

✓ You may arrive earlier than your assigned line-up time

(**which you will get at the Oct 27 meeting**) but arriving later is likely to cause difficulty. Traffic in that portion of the island is very tricky. Allow plenty of travel time.

✓ Bring tape and tools for last-minute repairs.

✓ **Make sure you have two fire extinguishers for each float -- one fore, one aft. (Walkers are exempt.) The Fire Marshal recommends #3 A-40BC in a minimum of 5 lb. size. It will need a current certification tag from an extinguisher company. And the Fire Marshal will be checking!**

✓ Ensure vehicles have good brakes.

✓ Bring drinking water for the line-up and the parade route -- it's usually hot.

✓ First-aid kits are always a plus.

✓ Trash bags -- You **MUST** bag your trash.

✓ Make sure you can make the 120 degree turn at Front and Duval. If you have **ANY** doubts, call us before parade day!

✓ Large and/or tall floats should survey the parade route ahead of time and develop a strategy for low trees, wires, traffic lights and other hazards.

✓ Walking, skating, stilt-walking entries, check out the pavement.

✓ NO live animals.

✓ NO live fires.

✓ NO children.

✓ **MONITORS: Each group must have at least two monitors. Vehicles should have one for each tire. They must be in costume (at least T-shirts), and they must walk the outside edge of your unit's space and be vigilant for bead-crazed spectators and others who might fall under the wheels or intrude on the parade. This is very important in the areas of the route that do not have barricades!**

At The Line Up Area

The line-up takes place in the Truman Waterfront area. It is at the western end of Southard Street.

There is room to park ONE vehicle for each group (besides the parade entry). Arrange for carpooling, drop-offs, bicycling, or taxis. NO busses can park in the line-up area.

There are porta-potties at the line-up area (including a handicapped-accessible version).

The nearest food/water is on Whitehead Street.



ENTRANT REGISTRATION

At the registration tent, you will need to produce a list of all your participants and their signed releases to get **wristbands** for them. The first of your group to arrive gets the wristbands and distributes them to your group.

Vehicles will receive their **parade numbers** from the Fire Department after a safety inspection. Walking groups can pick up their numbers at the safety inspection site. Put one number on each side of your entry so the judges and media can identify you.

MANDATORY MEETING: 5 P.M. TUESDAY OCTOBER 27, PIER HOUSE, GRAND CAYMAN ROOM

Beyond the Inspection Area...

After the inspection, you will be directed to our Line-Up Masters who will direct you to your waiting spot in the line up. The spots are numbered **and there is room for one accessory vehicle. Park the accessory vehicle so it does not block another float.**

Someone must stay with the float at all times.

You can put finishing touches on your float and assemble costumes in the line up area, although there is no electricity.

All parade vehicles must be in the parade area by 4 p.m. Walking entrants may arrive later, but *no later* than 6:15.



Rules of the Route

- ❖ No **refueling** of vehicles or generators on the parade route
- ❖ Almost all unfortunate events on the parade route involve immoderation of alcohol. **Sobriety** is highly recommended. Party Later.
- ✍ Look for law enforcement officers near intersections.

Vehicle Health

Parade driving is slow, but risky. *Drivers must be sober.* Have an alternate driver and extra set of keys.

If your vehicle breaks down, pull off to the side so the rest of the parade can move around you. Enlist the aid of the parade ambassadors and law-enforcement personnel. If you can restart, we will get you back in the parade.

If you can't restart after a breakdown, ambassadors and officers will help you exit the parade route safely. Ponder your vehicles beforehand -- Will they withstand two to three hours of operation at 1

mph? One answer is: motorcycles will not. Older vehicles sometimes cannot either. Adding a cooling fan for the engine helps.



Parade Ambassadors regulate parade pace and behaviors on the route. Follow their directions even if it seems counterintuitive or contradicts prior directions. They have been trained and are in radio contact with each other and they know what they are doing. Tell them thanks for volunteering!!! We can't do it without them.

MANDATORY MEETING: 5 P.M. TUESDAY, OCTOBER 27, PIER HOUSE, GRAND CAYMAN ROOM

THE DEADLY SINS OF THE PARADE

ONE WAY PASSAGE

Travel in the parade route is **ONE WAY**. Once you reach the end of the route, you may *not* turn around and walk back down the parade route even if you have a wristband. This causes congestion that interferes with the judging and media coverage of the last half of the parade. Parade officials will be **reliably intolerant** of this and your group may be suspended for multiple years for a violation.



GAPS

The parade is about entertaining the spectators. Dead space doesn't cut it, and units that allow dead space to develop in front or behind them will experience the **WRATH** of the parade officials. Designate a SPOTTER for your group who will keep track of your space in the parade and can direct your driver or walkers to slow down or speed up as necessary.

Large walking groups have a tendency to

MANDATORY MEETING: 5 P.M. TUESDAY, OCTOBER 27, PIER HOUSE, GRAND CAYMAN ROOM

straggle. Designate a HERDER to keep your group together.

Floats with walkers in front have special problems. The walkers want to stay close to their music, so they slow down and cluster near the vehicle. That means the driver can't move forward. Designate a HERDER AND a SPOTTER.

Be especially wary after the Media Center and the Judges stand.



The Judges' stand is on the left. The Media stand is on the left, but the photographers are everywhere!



Miscellany

Questions?

The parade coordinator is available before the Parade Day at (305) 296-1817 or parade@marketsharecompany.com.

Problems arising on the day of the parade must be handled at the line-up area. It may be possible to reach the Parade Coordinator by radio through street fair monitors or Fantasy Fest headquarters is at the San Carlos Institute, 516 Duval Street.

Mandatory Meeting

5 p.m., Tuesday, October 27 at the Pier House's Grand Cayman Room. This is where you'll be assigned your parade position, line-up time, and pick up the t-shirts for your group.



Parade Day Schedule

11:00 a.m. - Parade Headquarters opens at Line-Up area

4:00 p.m. - All vehicles must be in place.

6:15 p.m. - All parade participants must be present.

7:00 p.m. - Parade steps off.

Contact us:

Lindsey Sigafoos

Parade Coordinator

(305) 296-1817

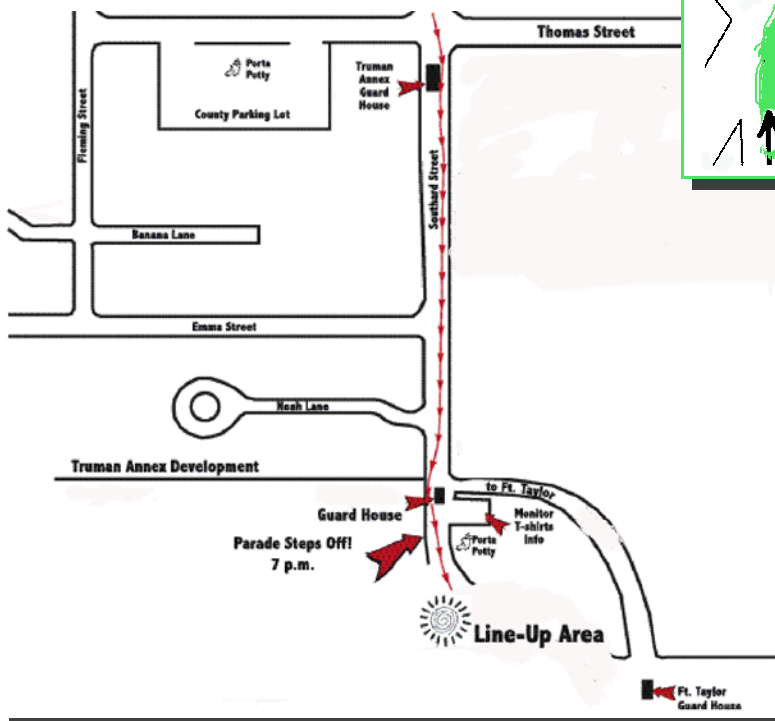
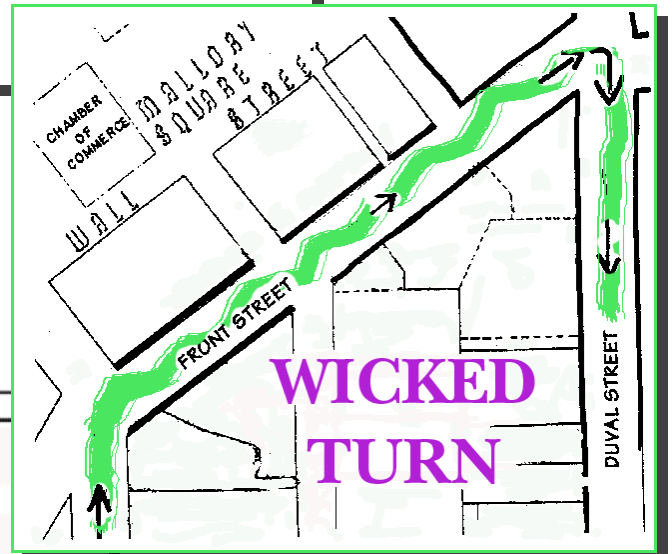
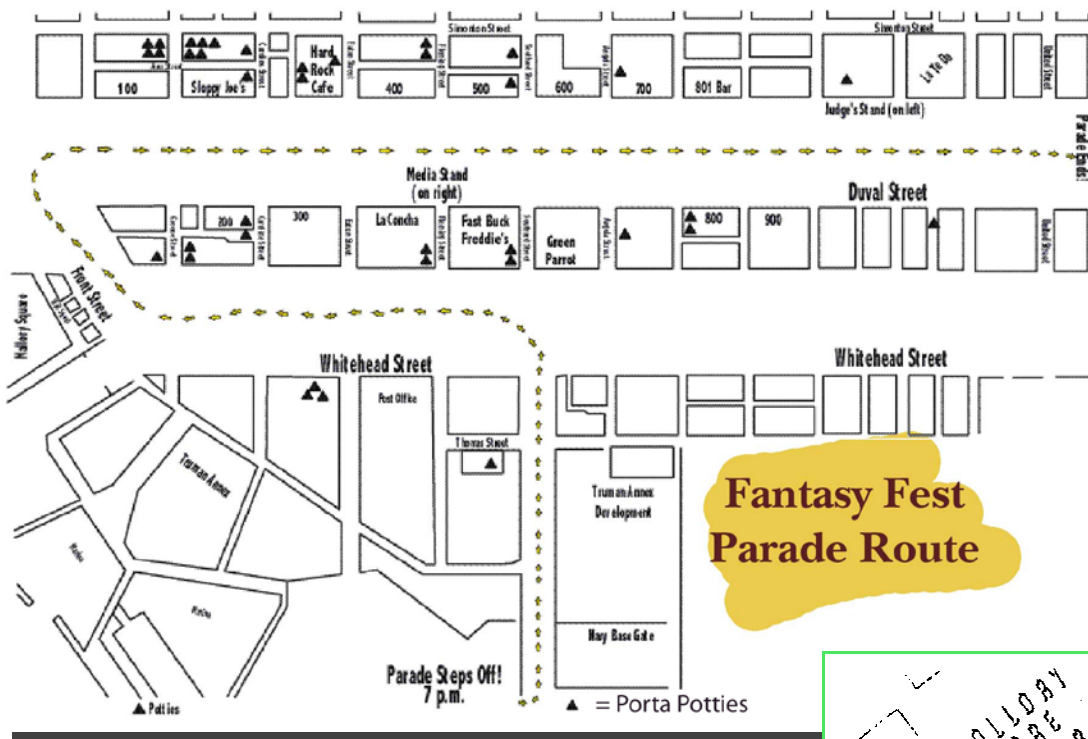
FAX (305) 294-3335

parade@marketsharecompany.com

1111 12th St., Suite 211

Key West, FL 33040

MANDATORY MEETING: 5 P.M. TUESDAY, OCTOBER 27, PIER HOUSE, GRAND CAYMAN ROOM



MANDATORY MEETING: 5 P.M. TUESDAY, OCTOBER 27, PIER HOUSE, GRAND CAYMAN ROOM